

**Calcium Therapy for teeth
beauty**

**Calcium Therapy for teeth
beauty**



Hello everyone on week 256 we are sharing information about a subject that can truly change the way your relationship with dentistry can be in your future, we are so glad that we connected with this well of knowledge from a man I hold dear

to my heart not only to his career but also his amazing compassion and drive to selfless service to people. Is not many like him that keeps integrity with his passion to truly help and not for monetary personal gain, I have a big place in my heart for Dr. Mark Manhart DDS and we are sure that once you get to know his Calcium system you will become a huge fan also, enjoy and please share so others can get the help they need.

Thank you for all your support and shares without it, we wouldn't be here.

I don't know anybody that can say I love the dentist, for some unknown reason the dentist has not changed much at all in their technology in an era where we can see through walls, have gone to the moon among many other accomplishments, and the dentist society is in the stone age still, but with prices above the income of today so if you want alternative dentistry you need to get a loan, because insurance doesn't cover it how about that !!!!!.

For the most part, the Dentist Industry is still ancient and by the book, not to mention barbarian and highly traumatizing. Definitely not my favorite to say the least. I am always on a research quest to find alternatives that can benefit others and myself. After extensive research I came across these Doctors, their research, extensive information, and products, that I personally can say to you how grateful I am that there are professionals out there that actually care and think out of the box.

Dr. Mark Manhart DDS has made a huge difference on my teeth health, for starters when I contacted him, I presented him with the news that my dentist a well-known PROFESSOR that actually teaches dentists, had given me the diagnosis of either a root canal or extraction of two molars, really?

Hmmm... that quick statement didn't feel right. and when Dr. Manhart checked the exrays it was not even a CAVITY, wow

apparently this kind of diagnosis occurs quite often, but not on myself again, for one I am not going back to the dentist that quickly makes that kind of not so grounded decisions at thousands of dollars in deductibles. I got my healing power back with the help of Dr Manhart, I am so thankful and wish for all of you to connect with his products and Dr. Manhart DDS. and take the health of your teeth in your own hands, I can guarantee that you will be amazed of the results as I was.

Calcium Therapy by:

Dr. Mark J. Manhart (DDS 1962) & Dr. Thomas B. Steg (DDS 1973)

Doctors Manhart and Dr Steg have practiced dentistry with calcium materials for many years. During their combined 86 years of general family dental practice, Manhart (48 years) and Steg (38 years) have collaborated on Endodontic, Osteo – Endo – Cystic, and Periodontal therapies for their patients as well as conducted seminars and research projects.

These Doctors. have established the Calcium Therapy Institute and are teaching their findings all over the USA from New York to California. They have shared their expertise with dentists and alternative medicine specialists throughout Europe and

Asia, especially in France, England, Poland, India, Scotland, Spain, China and South Korea.

What is Calcium Therapy?

Calcium Therapy is a non-invasive, non-surgical alternative to gum surgeries. This rapid, safe and effective treatment of the gums, bone and teeth is pain-free and long-lasting. The materials reduce bleeding, soothe sore gums, tighten teeth, heal abscesses and cysts, strengthen bones, control bad breath, and whiten teeth.

These are inspiring and goal-oriented times for the **Calcium Therapy Institute**. We know that most of dental disease can be prevented. This is why we practice and teach calcium therapy beyond our office in Omaha, Nebraska. Performing and teaching Calcium Therapy in our offices in Omaha, Nebraska requires us to present and educate domestic and international audiences . Treating our local and fly-in patients energizes us and our practice of general dentistry.

Calcium Therapy Goals

- Share with you a safe, NON-surgical alternative to gum surgeries.
- Inform you of the causes of periodontal disease.
- Help you avoid or recover from gum surgeries and maintain your dental health.
- Share information, materials and experiences related to our calcium materials.

Calcium and the relationship to Dentistry

Calcium compounds have shown to be valuable materials in

dentistry for a hundred years. Formulations of calcium with esters exhibit remarkable properties in the healing process of dental structures, namely, in periapical (root tip) and endodontic (root canal) tissues , in vital root resection procedures, and on pulp tissues.

Over a period of 16 years calcium compounds have been used by the present observer in the development of therapies for endodontic and periodontal (gum and bone) infections . Since periodontal disease is the most common degenerative disease in industrialized societies, the Calcium Method of Periodontal Therapy (CMPT) is of significant interest. Furthermore, the versatility of calcium-ester compounds extends into such diverse areas as dental implantology and calcium deficiencies .

Therefore, this study was directed toward relationships among calcium compounds, periodontal disease, and calcium levels of saliva and blood. It is this observer's hypothesis that CMPT is not only a sound and effective therapy, but could be related to the blood serum calcium level and calcium deficiencies. Research has indicated that one of the most responsive stores of calcium in the body to restore calcium imbalance is the alveolar bone, the delicate bone around the neck of each tooth as one of the tooth-supporting tissues, the Periodontium . That is, the exact tissues directly and immediately affected by advanced periodontal disease and by the CMPT.

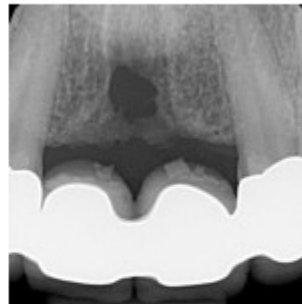
Here is some proof and information on how astonishing the results are WOW, and I can testify of my own accomplishments witch if any one sees the X-rays before they wouldn't believe that the results now are real but they are and I am super happy with them and with deep gratitude for Dr Manharts kindness and integrity look at these.

Calcium Method of Osteo-Cystic Therapy

This Case Report presented with a fixed bridge in place 25 years restoring #8 and #9. After two intense calcium treatments without anesthesia or surgery, a weekly regimen of the Calcium Chip was applied under the bridge pontic. Complete bone regeneration resulted in 15 months.



BEFORE
Calcium Therapy
12-18-14



DURING
Calcium Therapy
at 7 months
7-13-15



AFTER
Calcium Therapy
at 15 months
3-23-16

The Case Report x-rays ABOVE show the regeneration of human maxillary jawbone when treated with Calcium Therapy over 15 months.

Calcium Method of Osteoporosis Therapy?

The article BELOW visualizes the condition of osteoporosis. When strong drugs are used to resolve osteoporosis, ensuing unintended consequences can result. Calcium Therapy, on the other hand, may be an alternative approach to resolving this dreaded disease.

The images below illustrate the progression of human bone density over a six- to-eight-year period as the bone DEgenerates due to osteoporosis and becomes infected. The use of biophosphonates to curb osteoporosis may prevent bone breakdown, but can hinder bone REgeneration. The public fears and shuns such drugs, physicians are frustrated, and dentists hate them because after tooth extraction the jaw bone does not heal well in patients taking these strong drugs for osteoporosis. Calcium Therapy, on the other hand, may be an alternative approach to resolving osteoporosis.

Stages of Osteoporosis

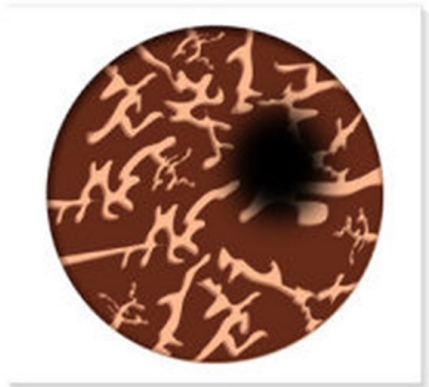
NORMAL BONE



OSTEOPOROSIS



SEVERE OSTEOPOROSIS



The ABOVE images visualize the condition of osteoporosis. When strong drugs are used to resolve osteoporosis and unintended consequences can result.

The long-term improvements from Calcium Therapy are rapid and significant.

- They stimulate healthier gingival tissues (gums) and the

tightening of teeth.

- In the 1960s we found that they heal and regenerate molar trifurcations (where the 3 roots separate at the neck of the tooth).
- Over the decades of practice, we have clear clinical evidence that they enhance maxillary bone's (upper jaw) unique ability to repair itself.
- In fact, applications of calcium materials are excellent catalysts of the body in determining the source of infectious lesions of the oral cavity.

Calcium Therapy Materials

Advanced therapy is SIMPLE, SAFE and EFFECTIVE.

Calcium Therapy materials are applied WITHOUT Novocaine, with NO pain to the gums and teeth. Calcium materials are applied and provide beneficial affects for extended periods, even as long as a month, to enhance healing.

These Calcium materials are quite remarkable, and it is difficult to imagine practicing without them. People want to save their teeth, and we help them do so without costly, agonizing surgery.

Well after all the research and studies is enough evidence that this therapy absolutely works, here we will provide you with links to testimonies, videos and were to purchase the products at a very LOW cost, I have spend thousands of dollars in deductibles to get basically nowhere in addition to lost of pain and trauma, hmmm.

To give you an example [Calcium Therapy Kit](#) for teeth and gums is a 90-day supply of calcium for less than the cost of ONE filling.

Here is the link to the order site: <http://www.calciumtherapy.com/order-calcium-materials/>

[Order Calcium Materials](#)

We don't make money of these products at all, we wish to be a source of helpful information for all of you that are looking for resources to better your quality of life, enjoy it and share so you to can make a difference in yours and someone else journey.

We urge you to check the links below so you can learn for your selves what people are sharing about calcium therapy and their results.

[Read Calcium Therapy Institute Items: Comments, Questions, and News!](#)

<http://www.calciumtherapy.com/category/calcium-science/>

Here we share a link to research

[Research](#)

Safe teeth whitening with Calcium Therapy



Calcium Carpule System

Calcium Carpule System

Calcium Carpule System

Calcium Carpule System

Calcium Carpule System

Calcium Carpule System

Calcium Carpule System

Calcium Carpule System

Calcium Carpule System

Calcium Carpule System

Calcium Carpule System

Calcium Carpule System

Calcium Carpule System

Calcium Carpule System

Calcium Carpule System

Calcium Carpule System

NOTE:



***Oral Cal and
Carpule color is gone because we no
longer needed it. All other ingredients
are the same!***

The Calcium Carpule System includes Carpules with Calcium/Zinc powder, and and Oral-Cal granules to make 32 oz of solution, with which to saturate the carpules (cotton) and place in areas of mouth for an intense gum treatment and teeth whitening.

These intense calcium materials are a more thorough, effective self treatment. Just one 30-40 minute session, with the

Calcium Carpules saturated with Oral-Cal Rinse daily for a week, has the total affect of an in-office Calcium Treatment.

This home care routine will reduce plaque, stains, bad breath, calculus, sensitivity, decay and soothe the pain of canker sores or similar gum irritations. PLUS it whitens teeth and strengthens oral bone and makes your next dental visit a breeze.

They are easily adaptable to enable you to treat entire quadrants of teeth and gums right at home without interfering with other activities.

Instructions for Use:

CZ POWDER in denture for Osseo-Cystic Therapy (Upper anterior infection).


1. AFTER SUPPER, with packet closed, CUT off corner of packet to open it.
2. Tap small amount of CZ Powder into front area of upper denture (the anterior).
3. Wear denture all night and wait until after breakfast to clean it. Repeat daily.
4. If CZ Powder remains, leave it. Wear denture all day , and repeat daily.
5. Can't wear denture at night? Add CZ Powder after breakfast & wear all day.

NOTE: ONE packet of CZ Powder contains 20 small applications, i.e. about a month.

For the full information visit

[Homepage](#)

Calcium/Zinc-Toothbrush



The Calcium/Zinc-Toothbrush carries its own antiseptic brushing agent for gum infection, teeth cleaning, bad breath, decay prevention, teeth whitening and desensitizing.

For the most natural refreshing cleaning, use the Calcium/Zinc-Toothbrush anytime and anywhere, as often as you like, whatever you are doing. No sloppy toothpaste or rinsing. Give your mouth and teeth a mild Calcium Treatment in 3 to 5 minutes.

The Calcium/Zinc-Toothbrushes will remain active for over a year.

Instructions for use:

Calcium/Zinc-Toothbrush for clean, bright teeth:

1. Moisten Brush bristles with water, or a few drops of blue Oral-Cal.**
2. Close lips over bristled head & brush the teeth and entire mouth for 3-5 minutes.
3. This stimulates saliva. Empty the mouth, but do NOT rinse out the residue.
4. Rinse the brush and let Oral-Cal residue soak into the gums, teeth and bone.

NOTE: The calcium on the brush stimulates healing, refreshes the mouth and reduces bleeding. Brush gently, longer, and more often and do NOT chew the calcium off the head. It will last for several months. Repeat as needed.

For the full information visit

<http://www.calciumtherapy.com>

Calcium/Zinc Home or Travel Kit



The Calcium/Zinc Home or Travel Kit is a great Self-care Kit. Traveling is tough on the nerves and the body, especially on the gums.

The Kit is a quick refreshing treatment of your mouth and skin. All the self-care materials are good for use at home or on any trip. Just one Kit contains:

- Two CZ-Toothbrushes
- CZ Mouth Rinse (8 oz bottle)
- Two discs of CZ Chips
- Two sets of blue applicators
- Calotion (Skin Lotion)

Calotion is added to the Travel Kit for skin protection from sunburn, itchy bites, leg cramps, shaving, and more.

The CZ Kit is effective for dental care and most skin problems.

Instructions for Use:

Calcium Toothbrush for clean, bright teeth:

1. Moisten Calcium Brush bristles with water, or a few drops of Oral-Cal.**
2. Close lips over bristled head & brush the teeth and entire mouth for 3-5 minutes.
3. This stimulates saliva. Empty the mouth, but do NOT rinse out the residue.
4. Rinse the brush and let Oral-Cal residue soak into the gums, teeth, and bone.

NOTE: The calcium on the brush stimulates healing, refreshes the mouth and reduces bleeding. Brush gently, longer, and more often and do NOT chew the calcium off the head. It will last for several months. Repeat as needed.

Oral-Cal mouth rinse:

Active granular ingredients are in the bottle. Add water to fill 8 to 12 oz. bottle. Let set 2 hours and use.

1. For rinsing add several drops of Oral-Cal in front of the tongue.
2. Swish vigorously around the mouth for several moments.
3. For a brushing agent add several drops in front of the tongue and brush.
4. In either case, brush, rinse the brush, and empty the mouth, but do NOT rinse out the remaining residue. Let this soak into the mouth tissues, teeth, and bone.

NOTE:

ONE packet of NEW, IMPROVED Oral-Cal or Calotion granules makes 3 bottles (24 to 30 oz) of the solution. As long as there are granules in the bottle, more water can be added, and then wait 2 hours to use.

Calcium Chips for gum infections:

1. Open the clear packet of Calcium Chips, the hard yellow material.
2. Moisten with saliva any flat, blunt applicator, like black plastic with the packet, or use your fingertip.
3. Pick up the tiny chips, on the moist applicator and apply wherever needed at the edge of the gum tissue, BETWEEN the teeth.

4. With the blunt applicator, slide the chips BETWEEN the teeth and under the gums wherever they will stay.
5. Apply chips just before bedtime as needed every few days. Calcium Chips dissolve very slowly and are effective under the gums for several days.

Calotion for the skin, anywhere:

https://youtu.be/2bsV-yLU_00?list=PLbM4p9LpTio3Tdlah6D2gckk-j10bDZrx

Active granular ingredients are inside the bottle.

1. Add water to fill 8 to 12 oz. bottle. Let set 2 hours and use.
2. Apply to almost anywhere on the skin as needed and let air dry.
3. Apply Calotion to skin BEFORE shaving, and then AFTER. Let air dry.
4. As long as granules remain in a bottle, more water can be added. Use after 2 hours.

NOTE: Calotion promotes healthy, smooth skin anywhere. Repeat as needed.

For the full information visit

<http://www.calciumtherapy.com>

CZ7 Calcium Skin Crème

<https://youtu.be/0VshB88WXcs?list=PLbM4p9LpTio3Tdlah6D2gckk-j10bDZrx>



CZ7 Calcium Skin Crème is a concentrated healing creme for many skin ailments.

CZ7 cleans wounds, relieves pain & itching of wounds, and speeds the healing,

CZ7 also reduces swelling, soreness, itching & scarring of injuries and wounds. It is antimicrobial, anti-inflammatory, analgesic and safer than harsh medications or antibiotics.

CZ7 Calcium Crème also heals burns, sunburn, acne, zits, stings. It prevents sunburn and blistering. It protects and heals skin from tanning sessions.

Even when used in small amounts its effects last for hours or days, with no irritation or odorous residue.

Instructions for Use

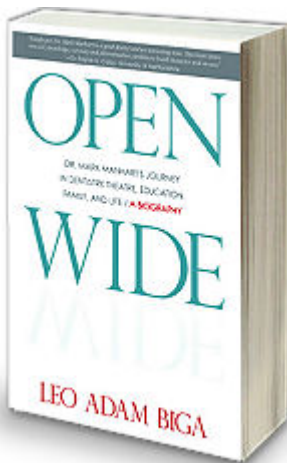
Calcium Skin Crème: (Concentrate)

1. Moisten skin, and apply a small amount to burned, itchy, wounded, or scarred areas. For best results moisten skin with Calotion instead of water.
2. Rub in slightly, gently. Excess crème is not needed.
3. and let it sit on your skin

For the full information visit

<http://www.calciumtherapy.com>

Open Wide: Dr. Mark Manhart's Journey in Dentistry, Theatre, Education, Family, and Life



In people or in art, according to Dr. Mark Manhart, “You may not like nor understand everything you see, but at least you will have a truer view of all that went into making the man or

the artwork.” This biographical memoir takes the reader through all of his different lives – his “open life” and his “secret life.”

Dr. Manhart’s professional side finds him a highly trained dentist who is actively engaged in developing new treatments and therapies [CalciumTherapy.com]. His inner passion, which keeps him charged, is his involvement in theatre as a playwright, director, and sometimes an actor [GOPITheatre.org].

For the full information visit

<http://www.calciumtherapy.com/latest-news/open-wide/>

Here you can see a few testimonials

You saved my teeth...

Dr. Manhart – Hi, I just want to thank you so very much for your miraculous products. You are the best of the best! Of that I am sure. You saved my teeth, how can I thank you enough? I started a blog about my health journey. You are the first glean I wish to share with my family and friends. I hope you don’t mind, I used a paragraph from your site to explain the Calcium Therapy Institute as well as shared the link to your site. Why doesn’t the whole world know about you? – California RAY of Hope.

Several weeks ago the [New York Times](#) reported that research shows tooth pastes and rinses are not very healthy. *Right on time!* A few decades ago we figured out that pastes and rinses are made with too many ingredients, some embalmers or alcohol, and leave the mouth raw and acidic. Calcium Therapy leaves the

mouth and teeth pleasant, full of calcium and zinc. They become alkaline and calm so the normal healthy cells can preserve dental structures, the teeth, and one's dignity.

Can Calcium Therapy Save My Molars?

QUESTION: *About 4.5 years ago I was told I had bone loss and there was nothing that could be done and I would probably lose all my molars. I have been researching for a cure for years, I have tried pretty much everything on the internet and the tooth is still getting looser. I had given up when I came across your website three weeks ago. I really hope this is what I have been looking for. – DH in the UK*

ANSWER: Denise, You may have found a way to save those molars. Every day we get emails about your concerns. Back in 1965 we started treating “hopeless” molars with our calcium materials, especially ones with bone loss and trifurcation infection deep between the roots. The only choice then was to remove the tooth. That is still the protocol of today. One of the most exciting findings we have made in all these years is in almost all of the hundreds of cases the calcium has calcified the trifurcation and strengthened the bone so well the teeth tightened and were preserved for years or decades.

If after this post you are still wondering and not convinced then you may consider calling Dr Manhart he will take the time to talk to you in person he is very kind and compassionate he does every time I call with a concern and he recommended an amazing Dr the work on two molars that were suppose to be taking out and they save them without even using anesthesia and absolutely no pain at all, I am so great full my entire family uses the Calcium Therapy with amazing good results and we wish for you and family to have a great experience with the wellbeing of your teeth also, thank you for your time and attention.

